



SOLAR WALL LIGHT
with motion sensor

www.melanasolar.com

Weather Resistance

Durable Use for Years



Waterproof



Snowproof



Sunproof



Windproof



MLS-BD01

Product Dimensions



Solar Panel



Motion Sensor



Bulb Included




CE ROHS

Model	MLS-BD01
Solar panel	MONO, 2.5W
LED bead	2.5W/3V ST64 LED Bulb (E26 socket)
Lithium battery	3.7V/2000MAH (7.4WH)
Lighting mode	Constant /Dim to bright/ Off to bright
Color temp.	3000K
Sensing distance	5-7 meters / 120 Degree
Material	Aluminum + ABS
Water proof	IP65
Charge time	6-8H
Product size	L135*W141*H255mm

SOLAR WALL WASH LIGHT

MLS-04/06/08



CE RÖHS

MODEL	MLS-04	MLS-06	MLS-08
Solar panel	5V/1.5W MONO	5V/2.75W MONO	5V/3.6W MONO
Lithium Battery	1500mah/3.7V	2000mah/3.7V	4000mah/3.7V
LED light	SMD5050*4LEDs	SMD5050*6LEDs	SMD5050*8LEDs
CCT.	3000K/6000K/RGB/3000+6000K		
Housing colour	Black		
Charge time	6-8H		
Lighting time	10H+		
Water proof	IP65		
Work mode	Constant lighting, High/Medium Brightness		
Material	ABS		

SOLAR WALL LIGHT

MLS-960A/960B/960C



MLS-960A



MLS-960B



MLS-960C

MODEL	MLS-960A	MLS-960B	MLS-960C
Solar panel	4.2W/5V	3.2W/5V	1.5W/5V
Lithium battery	6000mAh/3.2V	3000mAh/3.2V	1500mAh/3.2V
LED light	8.1W,1100LM	6.8W,900LM	3.5W,450LM
Material	Aluminum Alloy		
Charge time	6-8H		
CCT.	4000K or 6500K		
Water proof	IP65		
Work mode	Light on at dusk, Light off at dawn auto. Mode1: High light (Sensor) +dim light Mode2: High light (Sensor) +off Mode3: Constant medium light Mode4: Emergency high light 30Minutes.		

4 Lighting Modes


①



Dimmable - Bright
mode Recommended



No Motion | Dim Light



32ft



Motion Detected
Super Bright

②



Off - Bright mode



No Motion | No Light



32ft



Motion Detected
Super Bright

③



Constantly
Lighting mode



Evening Comes, Light Will Stay On Constantly

④



Emergency
lighting mode



Evening Comes, Super Bright Will
Stay On 30 Minutes And Turn Off

4 Lighting Modes

①



②



③



④



ALUMINUM

SOLAR WALL LIGHT

MLS-660A/660AP



MLS-660A
(Radar sensor)



MLS-660A
(PIR sensor)

MODEL	MLS-660A	MLS-660AP
MONO Solar panel	3.2W/5V	3.2W/5V
Lithium battery	4500mAh/3.2V	4500mAh/3.2V
LED light	6.8W,1000LM	6.8W,1000LM
Sensor	Radar sensor	PIR sensor
Material	Aluminum Alloy	
Charge time	6-8H	
CCT.	4000K or 6500K	
Water proof	IP65	
Work mode	Light on at dusk, Light off at dawn auto. Mode1: High light (Sensor) +dim light Mode2: High light (Sensor) +off Mode3: Constant medium light Mode4: Emergency high light 30Minutes.	



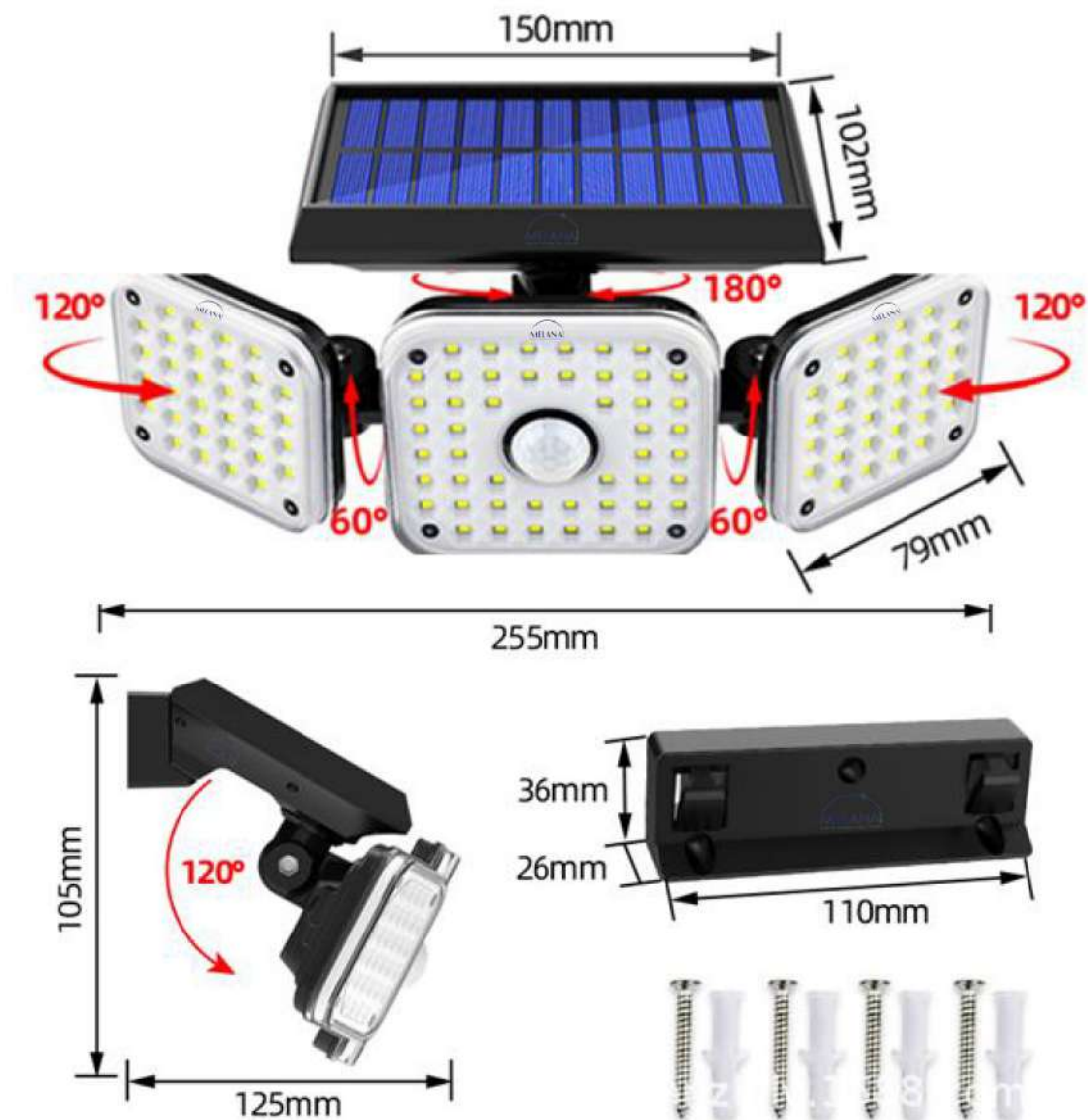
SOLAR WALL LIGHT MLS-V83



MODEL	MLS-V83
Solar panel	5.5V/1.8W, POLY
Lithium battery	3.7V/2400mAh Lithium
LED light	100LED SMD2835, 60White+40Warm, 450LM
Material	ABS
Charge time	6-8H
Lighting time	350tims*20s
CCT.	3000K and 6500K
Water proof	IP65
Work mode	1.full brightness+off (nobody) 2.full brightness+10% brightness (nobody) 3.constant light with 30% brightness

SOLAR WALL LIGHT

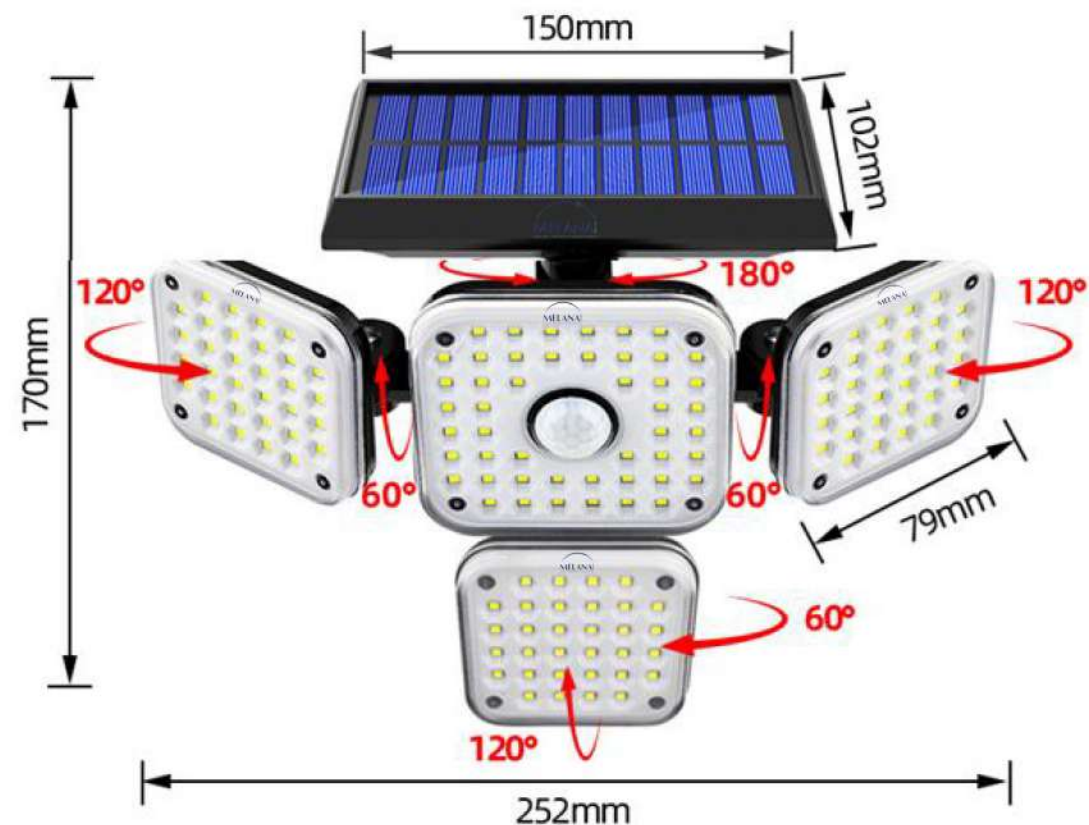
MLS-05107



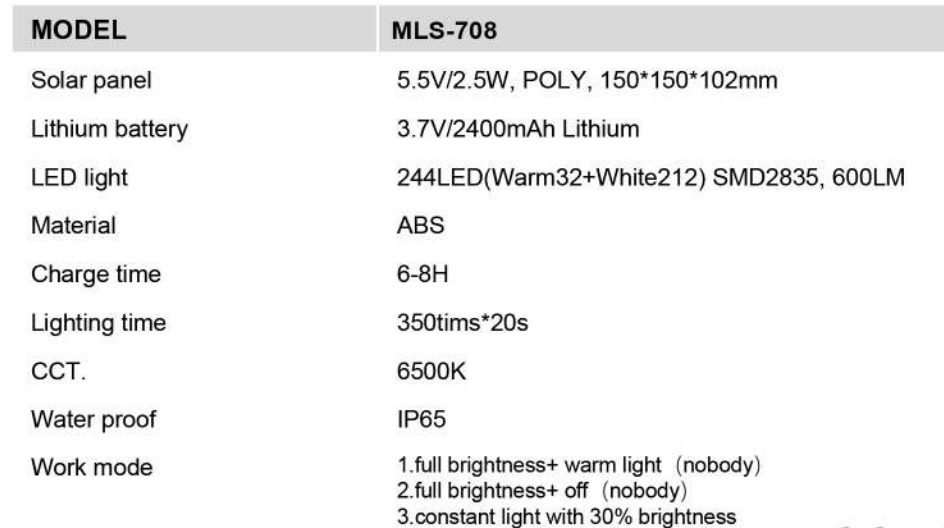

MODEL	MLS-05107
Solar panel	5.5V/1.8W, POLY
Lithium battery	3.7V/2400mAh Lithium
LED light	112LED SMD2835 450LM
Material	ABS
Charge time	6-8H
Lighting time	350tims*20s
CCT.	6500K
Water proof	IP65
Work mode	1.full brightness+off (nobody) 2.full brightness+10% brightness (nobody) 3.constant light with 30% brightness

SOLAR WALL LIGHT

MLS-1765A



MODEL	MLS-1765A
Solar panel	5.5V/1.8W, POLY
Lithium battery	3.7V/2400mAh Lithium
LED light	144LED SMD2835 500LM
Material	ABS
Charge time	6-8H
Lighting time	350tims*20s
CCT.	6500K
Water proof	IP65
Work mode	1.full brightness+off (nobody) 2.full brightness+10% brightness (nobody) 3.constant light with 30% brightness




SOLAR WALL LIGHT MLS-05121



MODEL	MLS-05121
Solar panel	5.5V/1.8W, POLY
Lithium battery	3.7V/2400mAh Lithium
LED light	112LED SMD2835 450LM
Material	ABS
Charge time	6-8H
Lighting time	350tims*20s
CCT.	6500K
Water proof	IP65
Work mode	1.full brightness+off (nobody) 2.full brightness+10% brightness (nobody) 3.constant light with 30% brightness



SOLAR WALL LIGHT MLS-09910



MODEL	MLS-09910
Solar panel	5.5V/1.8W, POLY
Lithium battery	3.7V/2400mAh Lithium
LED light	333LED SMD2835 500LM
Material	ABS
Charge time	6-8H
Lighting time	350tims*20s
CCT.	6500K
Water proof	IP65
Work mode	1.full brightness+off (nobody) 2.full brightness+10% brightness (nobody) 3.constant light with 30% brightness